

cybersonic³
advanced oral care™

**Complete Sonic Oral Care
To A Higher Power.**

Cleans at 47,000 gentle sonic strokes per minute

Reduces brushing time to just one minute

Attacks plaque build-up and staining

Reaches awkward areas with ease

Power handle light indicates system is recharging

Pre-strung flosser attachments make flossing easier



AMDEN CORPORATION
P.O. Box 2940
Mission Viejo, CA 92690-0940
www.amdencorp.com

cybersonic³
advanced oral care™



© 2006 Amden Corporation.
cybersonic³ is a registered trademarks
of Amden Corporation.

CHAIRMAN'S MESSAGE

SMILE!

Thank you for making such an important investment towards your health and well being and choosing Cybersonic³, your first step to a whiter, brighter and wider smile.

As a dentist, I understand the importance of a healthy and confident smile. That's why I developed the world's first complete sonic oral care system that does it all - brushing, flossing, whitening and tongue cleaning. Our perpetual pursuit of innovation and excellence has once again lead to another technical milestone and world's best, Cybersonic³.

Cybersonic³ is the fastest sonic oral care system on the planet. Our third generation U.S. Patented "harmonic resonance" system harnesses an incredible 47,000 sonic cleaning strokes per minute that are both powerful yet gentle enough for the entire family.

Here at Amden, we are committed to serving our customers ongoing expectation for "faster, better and superior value." Cybersonic³ is the FASTEST sonic toothbrush that enables YOU to brush your teeth in as little as 1 minute! Now with "pressure activated resonance", newly designed cleaning attachments including an oversized Deluxe brush head, and the fastest operating speed, Cybersonic³ is a much BETTER product than ever before. If you look at everything Cybersonic³ does and compare it to the competition, it is indeed a superior product at a superior VALUE!

We are very proud of Cybersonic³ because it is our best product ever.

If you have any questions, please call one of our knowledgeable customer service representatives toll-free at: 1-800-774-7525 or e-mail us at: custserv@amdencorp.com

We appreciate your patronage and trusting us with your oral care needs.

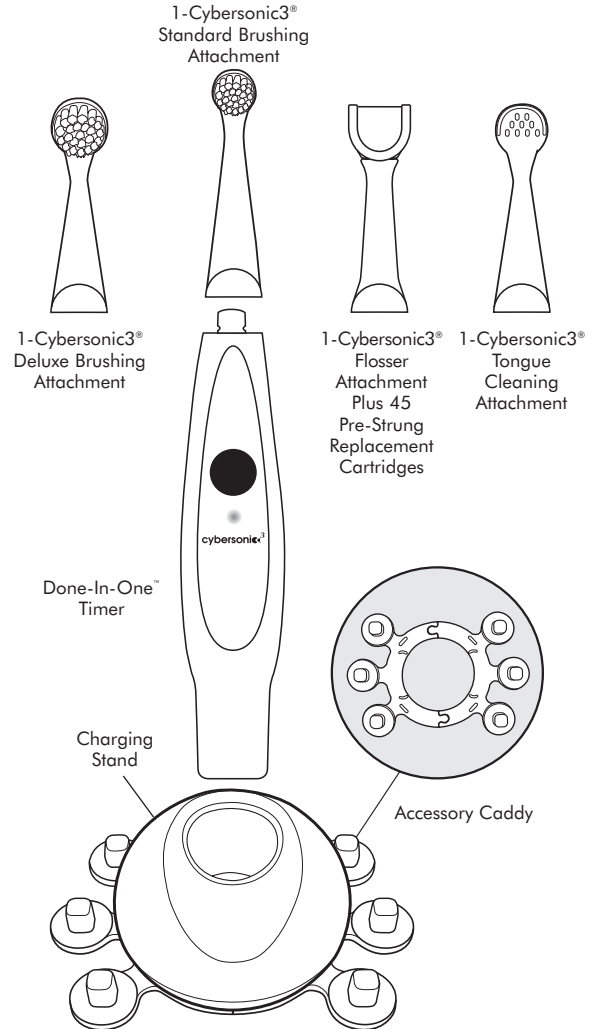
Sincerely,


 Ronald K. Murayama, D.D.S.
 Chairman & Founder



CYBERSONIC³ SYSTEM DIAGRAM

YOUR Cybersonic³ SYSTEM INCLUDES:



FEATURES


FASTER SPEED

- 47,000 gentle sonic strokes reduces brushing time to just one minute
- Patented sonic harmonic resonance technology
- Attacks heavy plaque build-up and staining
- Your “Done-In-One”...minute timer pulses every 30 seconds
- Takes sonic technology to the next power



COMFORTABLE BRISTLES

- Cleans hard to reach areas with ease
- Safe end-rounded Dupont® Nylon bristles
- Brush head cap keeps bristles clean and sanitary
- 2 sizes to customize your cleaning.

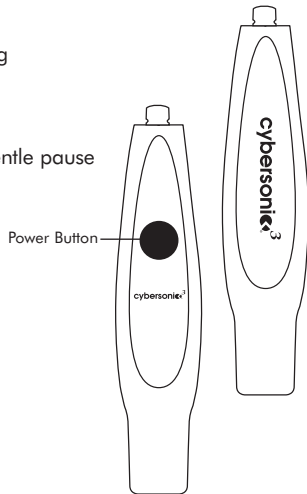


POWER HANDLE

- Soft-touch on and off button
- Power light indicates unit is charging

“DONE-IN-ONE”™ TIMER

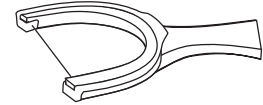
- Indicates every 30 seconds with a gentle pause
- Timer starts and operates automatically when using system



FEATURES

POWER FLOSSER

- Makes it easy to floss every day
- 45 pre-strung replacement floss cartridges — simply use and discard
- Snaps on and off with ease
- Holds floss in the proper position



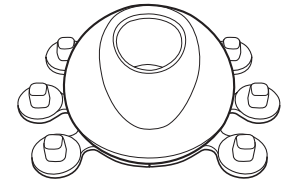
TONGUE CLEANER

- Removes bad breath at the source (especially the back of the tongue)
- Acts like a mini carpet cleaner
- Flat head minimizes gag reflex
- Freshens breath naturally without mints or gum



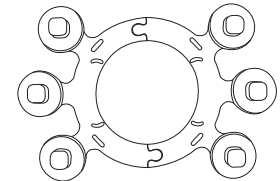
CHARGING STAND

- Small and compact base
- Easy to clean
- Hidden cord storage below base
- Drain hole keeps it sanitary



ACCESSORY CADDY

- Stores accessories when not in use
- Removable



GETTING STARTED

Cybersonic3[®] is as easy to use as it is to maintain. Please follow these simple instructions to get started and to ensure that your system works properly and effectively for years to come. If this is your first time using a power toothbrush, you'll notice a little tingling "tickle" sensation. This is normal and minimizes after continued use.

1. Charge The Power Handle 24 Hours.

Before using your system for the first time, it is very important to charge the power handle (for at least 24 hours before for the first use). Failure to do so could damage the battery system.

- Plug charger into outlet
- Place power handle into the stand, the charging indicator will illuminate
- Charging stand and power handle may warm slightly

After the initial charging period, you may begin using your Cybersonic3[®] system.

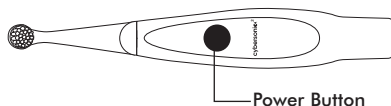
2. Install or Remove Attachment.

Select a cleaning attachment. Push onto the end of the power handle until you hear a click. For optimum results, the face of the brush or cleaning attachment should be on the same side as the ON/OFF button. However, you may orient the attachment position anyway you feel comfortable. Do not try to pull the attachment straight off. To remove, push the attachment to the side while pulling at the same time.



3. Power On.

Locate the push button on the side of the ergonomic power handle. Push this button to power on and again to power off when you're finished cleaning. The power turns off automatically when the power handle is placed into the charging stand. The handle is designed so you can use it anyway that feels comfortable in your hand.



GETTING STARTED

CHARGING THE BATTERIES

Keep the charging stand plugged in continuously. And for optimum performance you should place the power handle back into the charging stand after every use. You cannot overcharge the batteries. To extend battery life, unplug the charging stand for a couple of days every other month. Plug the charging stand back in after the handle runs out of power.

Batteries should last three to five years depending on how frequently you use the product.

BATTERY DISPOSAL

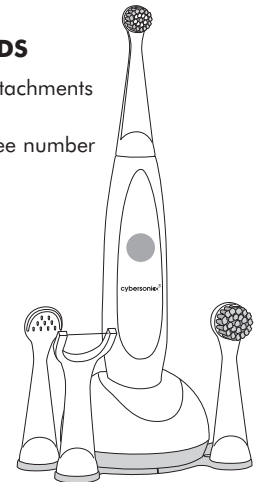
We use a nickel-metal hydride rechargeable battery. Please do not dispose of this appliance in the household waste basket. Instead, dispose at a recycling center.

CLEANING THE SYSTEM

After every use, rinse and clean any toothpaste or residue from the attachments and the ergonomic power handle. Take off the attachments and rinse parts separately, then wipe them dry.

FREE REPLACEMENT BRUSH HEADS

We recommend replacing the brushing attachments every three months. You will receive FREE replacement brushes by calling our toll-free number at 1-800-774-7525 (a small S&H fee will be charged).



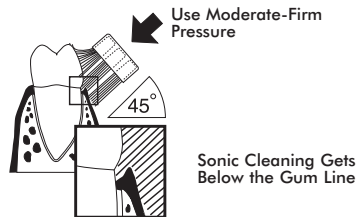
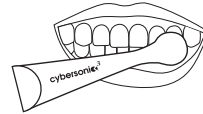
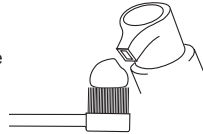
USING THE SYSTEM

USING THE CYBERSONIC³ SYSTEM

The Cybersonic³ System is an advanced sonic oral-care system that disintegrates plaque on contact and features a full range of attachments for complete oral health. Follow the simple instructions below to begin using the attachments properly.

SONIC BRUSHING ATTACHMENTS

1. Place the Sonic brushing attachment onto the power handle. Remove the brush head cap and apply toothpaste or gel if desired.
2. Turn on power handle. Using moderate firm pressure, make a small circular motion over all surfaces of your teeth. **Note:** Peroxide-baking soda toothpastes may damage the plastic used in cybersonic³.
3. When brushing the sides of your teeth, place the brush head at a 45° angle. Apply firm pressure while moving along the gum line. Our unique "Hyper-Bass" technology directs sonic cleaning below the gum line. Spend at least one minute brushing all surfaces of your teeth.



TONGUE CLEANING ATTACHMENTS

1. Place the sonic tongue cleaning attachment onto the power handle and use with or without paste/gel.



Sonic Agitation Ribs/Ridges

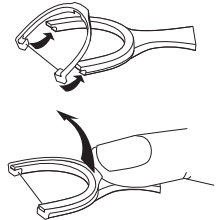
USING THE SYSTEM

2. Place the tongue cleaner into your mouth and on top of your tongue. Use light pressure and rub over the top surface in back and forth motions. Pull or scrape the residue out and expel.



SONIC FLOSSER ATTACHMENTS PLUS PRE-STRUNG REPLACEMENT HEADS

1. Place the flosser attachment onto the power handle. Then snap the pre-strung replacement head into the flosser attachment.
2. Turn on the power handle. Insert floss between teeth. For tight teeth, you may need to move the flosser from side to side.
3. To clean between your teeth, slide the floss up and down both sides of your teeth. Also floss under the gum line.
4. To replace the used flossing head, place thumbnail under the rear tab and snap upward and out.
5. Dispose of replacement heads after each use. Order replacements by calling 1-800-774-7525.



SONIC WHITE™ BLEACHING GEL (OPTIONAL)

Dispense a bead of Sonic White on the brushhead about the size of a pea. Follow the same instructions as directed on page 6 under Sonic Brushing Attachments, #1 and #2 only. Brush the outer/visible surfaces of the front teeth only. Discontinue use or consult your dentist if prolonged sensitivity occurs.

QUESTIONS & ANSWERS**COMMONLY ASKED QUESTIONS**

- Q. Will the Cybersonic3[®] system loosen crowns, fillings or other permanent dental work?
- A. No, they are designed to be used for all dental work.
- Q. How often should I replace my brush heads?
- A. Dentists recommend changing every three months. Your brush may not look worn but it is, and a worn brush does not clean well.
- Q. Is Cybersonic3[®] safe to use for a person with a pacemaker?
- A. It is always advisable that a person with a special medical conditions, including pacemakers, consult with a physician or pacemaker manufacturer.
- Q. Can I travel with my Cybersonic3[®]?
- A. Yes. A fully charged Cybersonic3[®] will hold a charge for at least a week of normal use, and the brush head cap keeps the bristles clean.
- Q. Is Cybersonic3[®] suitable for kids?
- A. Yes. The standard brush is actually a perfect size for children. You may start your kids using the Cybersonic3[®] system at the same age you would a manual toothbrush. Parental supervision is always advised with a new oral cleaning product, especially under the age of 12.
- Q. Why do I sometimes need to push the ON/OFF button more than once?
- A. The electronic switch takes 1 second to re-set before it will respond to another push. Simply wait 1 second before pushing the button again.
- Q. How do I get FREE replacement brush heads?
- A. Receive FREE replacement brush heads sent directly to your home by calling 1-800-774-7525. A small S&H charge will apply. You may also visit our website at www.amdencorp.com

IMPORTANT SAFEGUARD PRECAUTIONS! *Please Read Before Use.*

Cybersonic3[®] toothbrushes have been carefully engineered for effectiveness and safety. However, basic safety precautions should always be followed when using any electrical product.

To reduce the risk of electrical shock, fire or injury:

- Avoid placing the charging stand where it might fall or be pulled into a tub, shower, sink, or toilet.
- Do not use the system while bathing or showering.
- Do not reach for charger if submerged in water. Unplug the stand immediately and drain the water source before retrieving it by the cord.

PRECAUTIONS & WARNINGS

- Keep the cord away from heated surfaces.
- Do not use the system if the charging stand, cord, or plug are damaged or have been immersed in water. Call Customer Service at 1-800-774-7525 for further instructions.
- Supervise children under 12 and disabled people when they are using this electrical device.

MEDICAL WARNINGS

- Consult your dentist before using product if you've had periodontal disease, dental abscesses, oral infections, oral pain, oral discomfort, bleeding gums, loose teeth or toothaches.
- Consult your physician before use if you are a cardiac patient with a pacemaker and have concerns. However, the Cybersonic3[®] system produces only a small magnetic field in the power handle — no stronger than emitted by an electric shaver.
- If you experience persistent pain, bleeding or discomfort during or after use, consult your dentist.
- Not intended to replace regular dental check-ups or cleanings.

ONE YEAR LIMITED WARRANTY

(excludes toothbrush bristles and replacement floss cartridges)

The Cybersonic3[®] system Limited Warranty covers mechanical and/or electrical failures of the power system. Under warranty terms and conditions, the Cybersonic3[®] system shall be repaired or replaced at the manufacturer's discretion. Defective system and proof of purchase must be submitted along with warranty claims. This warranty does not cover:

- Brush heads
- Floss cartridges
- Damage caused by misuse, abuse, neglect or alterations
- Normal wear and tear, including chips, scratches, abrasions, discolorations or fading

Warranty claims and proof of purchase should be forwarded to:

AMDEN CORPORATION

P.O. Box 2940
Mission Viejo, CA 92690-0940
1-800-774-7525
www.amdencorp.com

PRODUCT CONTAINS NICKEL-METAL HYDRIDE
RECHARGEABLE BATTERIES. MUST BE RECYCLED OR
DISPOSED OF PROPERLY.

